


PT STREAMLINE DUKE 27'



LOST & FOUND
VINTAGE TRAILERS VENICE



DETTAGLI MEZZO

Modello	Streamline Duke 27'
Anno	1966
Provenienza	State of Kansas


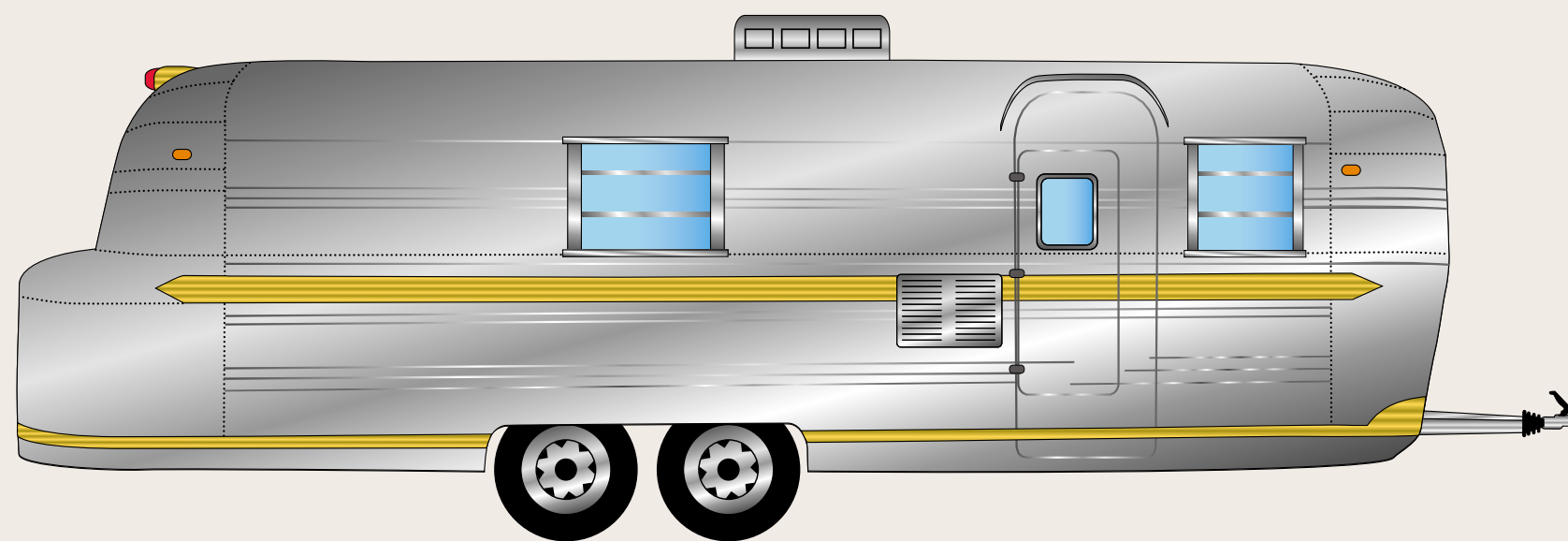
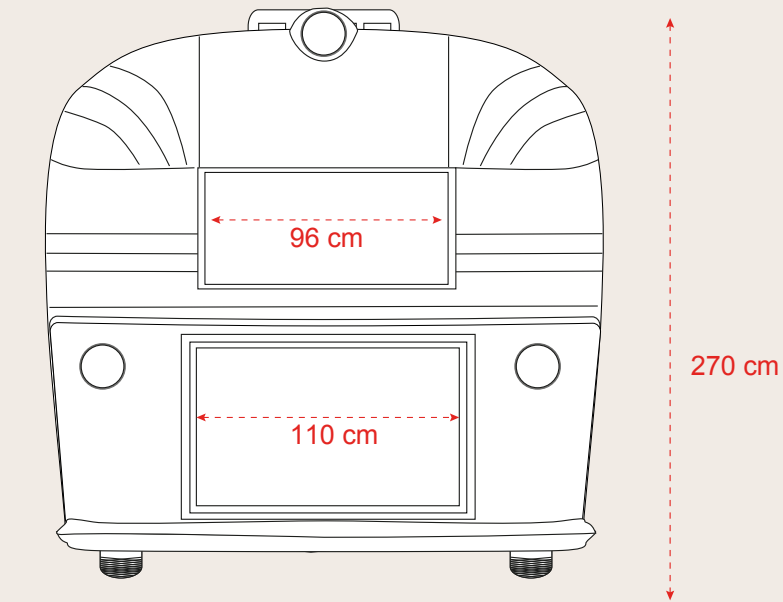
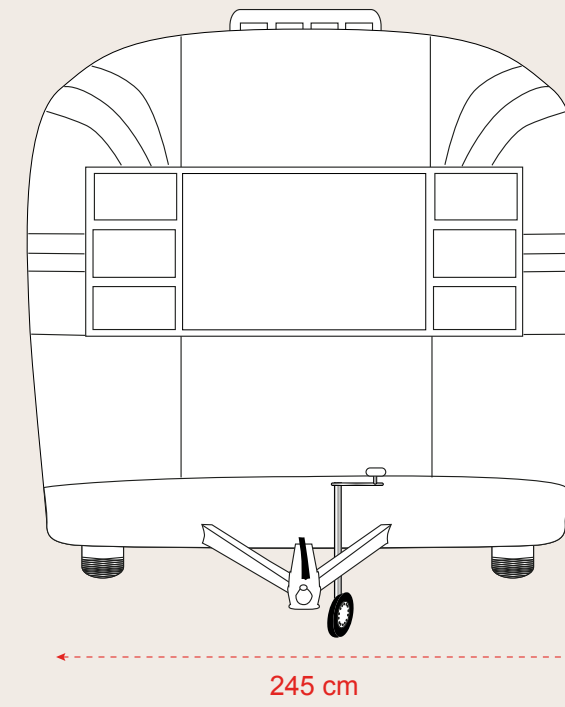

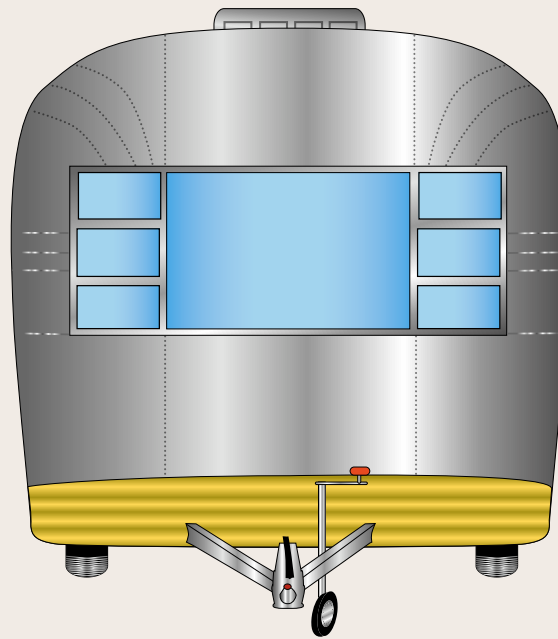
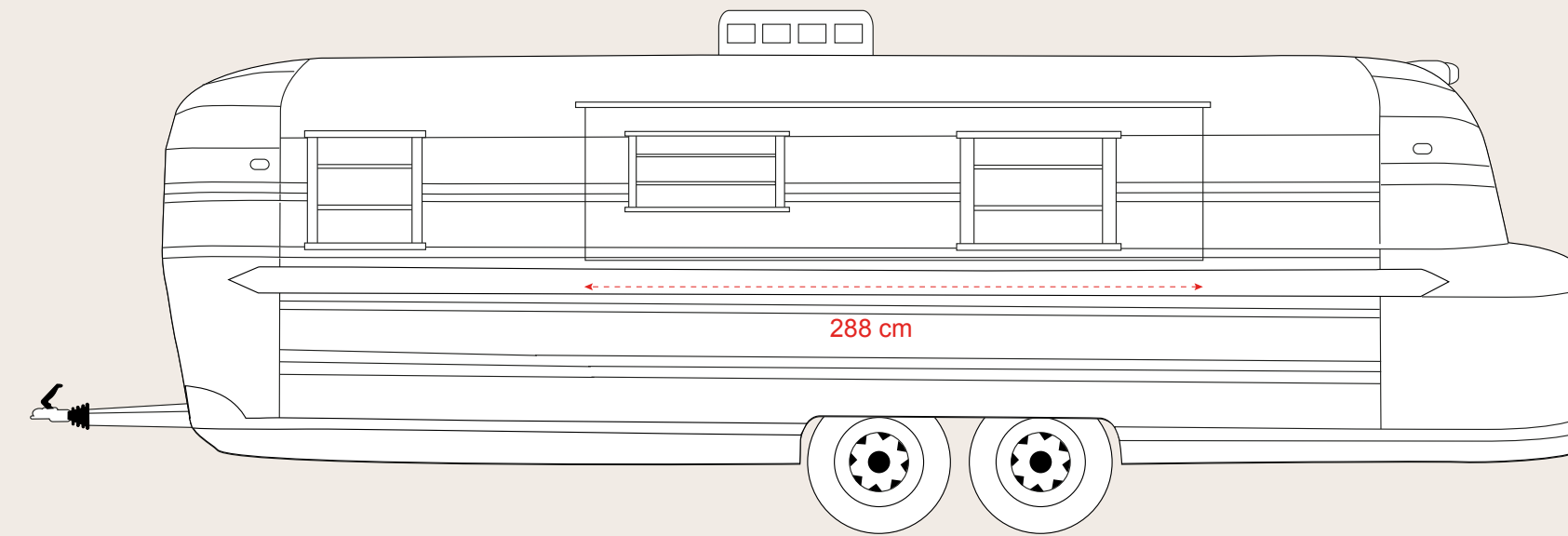

DETTAGLI TECNICI

Lunghezza con Timone	7,90m
Lunghezza senza Timone	7,00m
Larghezza Esterna Chiuso	2,45m
Larghezza Esterna Aperto	3,20m
Larghezza Interna	2,25m
Altezza Interna	2,00m
Altezza Esterna	2,70m



DOTAZIONI INDICATIVE (variabili in funzione dell’allestimento e delle specifiche tecniche del veicolo)

- Apertura Laterale Bar	- Serbatoio Acqua 100 Lt	- Prese Industriali 220V 16A
- Luci Led Soffitto Interne	- Serbatoio Recupero Acque 100 Lt	- Alimentazione Airstream Tramite Presa Elettrica
- Luci Led Soffitto Portellone	- Piani Lavoro Acciaio Inox Aisi 304	380V 5 Poli 32A
- Apertura Portellone a Pistoni Idraulici Manuale	- Cappa Aspirante	
- Congelatore 2 Porte -18°	- Ripostiglio/Magazzino	
- Frigoriferi A 2 Porte -2 +8°	- Ampi Spazi Sottobanco per Stoccaggio	
- Spina Birra 3 Vie	Materiale	
- Lavello 1 Vasca	- Prese Schuko 220V	






Via delle Industrie 41 - 30024 Musile di Piave (VE)

+39 0421 338611 - +39 349 137 0659

commerciale@lostandfoundtrailers.it



www.lostandfoundtrailers.it

